

### OVERVIEW

The WDT400/410 Cooling Tower Controllers represent the latest in technological and innovative advancements from Walchem. All of the standard features you'd expect in a conventional cooling tower controller are included, plus optional simple-to-use information management tools that enable water treatment professionals to deliver more effective service to their customers.

The WDT400/410 controllers have the ability to store conductivity, pH/ORP, and temperature values, water usage, relay and flow switch status, and user settings. A USB memory stick is all that's needed to extract the information. Download logs from the USB stick to a PC at your convenience, or copy your preferred treatment program settings to another controller to speed start-up. It couldn't be easier!



### SUMMARY OF KEY BENEFITS



#### Ensures Optimal Performance and Maximum Efficiency

Precise control of conductivity and chemical feed reduces water consumption and inhibits corrosion, solids precipitation, scale build-up, and growth of algae or dangerous bacteria.



#### More Informative Monthly Reports

Download stored data from the controller to a USB flash stick. Use the data to easily develop reports that show actual water usage, system conductivity, temperature, and more.



#### Efficient Customer Service

Quickly identify system upsets by knowing exactly what happened and when. An event log can be downloaded to tell you precisely when pumps turned, valves opened, and when there was flow or no-flow.



#### Validation and Verification Made Easy

Use stored data from the controller to simply and easily validate water treatment results. The data and event logs show water usage, system conductivity, and temperature, as well as accumulated chemical feed and bleed times.



#### Save Time

Copy the user settings from your controller to a USB flash stick and upload to a new controller. Programming your new controller this way can be accomplished in seconds. It's that simple!



## WDT400 Series | Feed and Bleed Cooling Tower Controller

### » Four chemical feed options

- Feed & bleed, with or without feed lockout timer
- Feed after bleed has finished, as a percentage of time
- Feed as a percentage of time elapsed
- Feed as a percentage of make-up water

### » Self-Diagnostics

- Software, electronics, and sensor are constantly monitored without having to take controller offline.

### » Conductivity Electrodes

- Graphite or stainless steel
- Low pressure or high pressure
- In-line or submersion

### » 4-20mA Output

- Optional isolated 4-20mA output proportional to the conductivity reading.

### » Flow Switch Manifolds

- Optional integrated flow switch manifold may be panel mounted for quick, professional installation with only two process connections.

### » Flow Meter Input

- Accommodates a wide range of contacting and Hall Effect water meters

### » USB Flashstick Support

- Optional for data logs, event/relay and reset logs, and user configuration file import/export

## WDT410 Series | Feed and Bleed Cooling Tower Controller with Dual Biocide Timers

The WDT410 Series offers all of the WDT400 features as well as:

### » Programmable Dual Biocide Timers

- Choice of 1, 7, 14, or 28-day cycles
- Able to: add a single biocide at any time or dual alternating biocides, or dual independent biocides

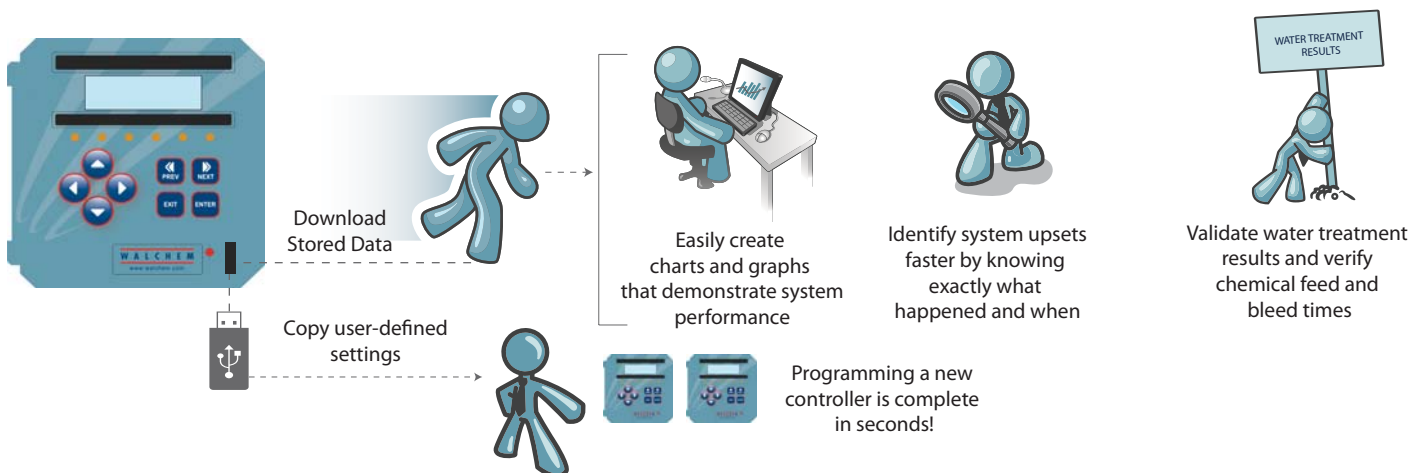
### » Alarm Output Relay

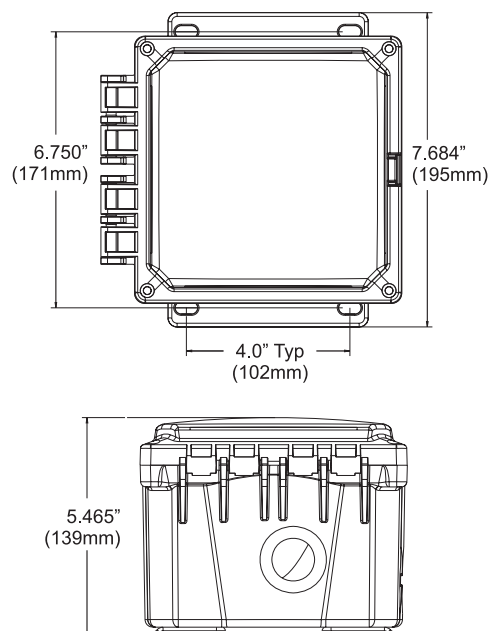
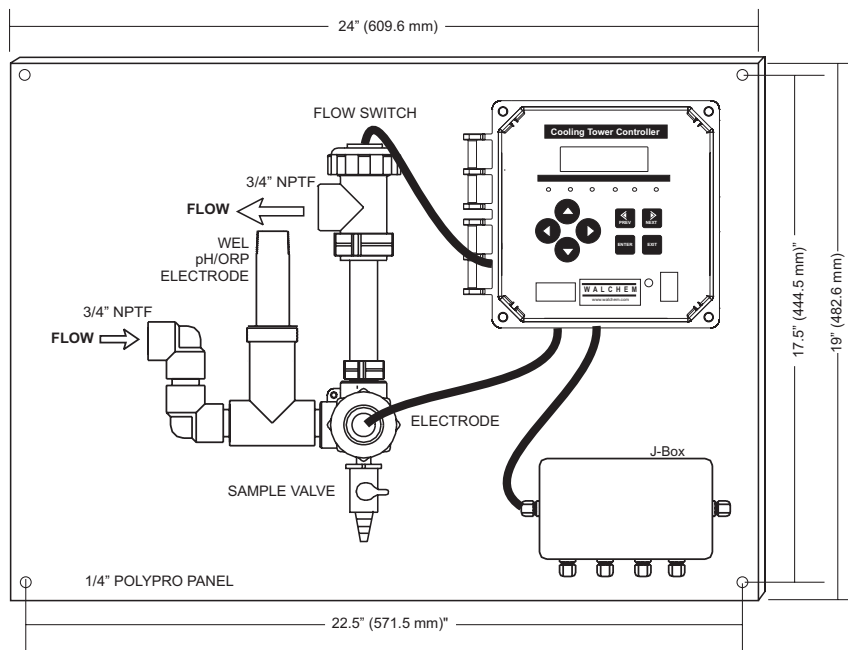
- Triggered by low conductivity, high conductivity, or no-flow conditions

### » pH or ORP Control

- Choice of pH or ORP sensor for control of acid or chlorine/bromine addition.

## Optional USB Features





## Inputs

### Power

100-240 VAC, 50/60 Hz, 8A  
Fuse: 1.0 ampere, 5 x 20 mm

### Signals

Cond Electrode: 1.0 cell factor, 10K thermistor  
pH/ORP: Requires a preamplified signal. Walchem WEL series recommended.  $\pm 5V$  power available for external preamp  
Note: Temperature compensation for pH input is accomplished using the conductivity electrode temp element. ORP measurement does not use temp comp.

Flow Meter: Isolated, dry contact closure required (optional) (i.e. relay, reed switch)  
Flow Switch: Isolated, dry contact closure required (optional) (i.e. reed switch)

## Measurement Performance

**Conductivity Range** 0-10,000  $\mu S/cm$   
**Resolution** 1  $\mu S$   
**Accuracy** 10-10,000  $\mu S/cm$   $\pm 1\%$  of reading  
0-10  $\mu S/cm$   $\pm 20\%$  of reading  
**Temperature Range** 32 to 158°F (0 to 70°C)  
**Resolution** 0.1 degree  
**Accuracy**  $\pm 1\%$  of reading

**pH Range** -2 to +16 pH units  
**Resolution** 0.01 pH units  
**Accuracy (calibrated)**  $\pm 0.01$  pH units

**ORP Range**  $\pm 1500$  mV  
**Resolution** 1 mV  
**Accuracy (calibrated)**  $\pm 1$  mV

## Outputs

### Mechanical Relays

WDT400: Five powered relays (Bleed & Feed for each tower, Diagnostic Alarm)  
WDT410: Six powered relays (Bleed, Feed, Bio 1, Bio 2, pH/ORP, Alarm)  
6 A (resistive), 1/8 HP  
All relays are fused together as one group, total current for this group must not exceed 6A

### 4 - 20 mA (0, 1 or 2 optional)

Internally powered  
Fully isolated  
600 Ohm max resistive load  
Resolution .001% of span

## Mechanical

**Enclosure** Polycarbonate  
**NEMA Rating** NEMA 4X (IP65)  
**Display** 2 x 16 character backlit liquid crystal

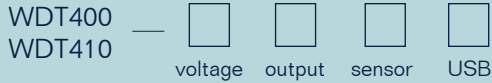
**Ambient Temperature** 32 to 122°F (0 to 50°C)  
**Shipping weight** 7 lbs (3 kg) (approximately)

**Flow switch manifold connections**  $\frac{3}{4}$ " NPTF

### Electrode Pressure Ratings:

Graphite conductivity	150 psi (10 bars)
pH/ORP	100 psi (6.9 bars)
Stainless Steel conductivity	150 psi (10 bars)
High pressure electrode & flow switch manifold	300 psi (20 bars)
Flow switch manifold	150 psi (10 bars)

## ORDER INFORMATION



### VOLTAGE

- 1 = 120 VAC, prewired  
 5 = 100-240 VAC, conduit

### OUTPUT

- N = No data output  
 4 = Single 4-20 mA output  
 2 = Dual 4-20 mA output

### WDT400 SENSOR

- N = No electrode  
 1 = Two graphite electrodes & tees, (inline or submersion) 20ft. (6.1m) cable  
 2 = Two graphite electrodes & flow switch manifolds, 20 ft. (6.1m) cable  
 4 = Two high pressure electrodes & glands, 10 ft.(3m) cable  
 5 = Two high pressure electrodes & flow switch manifolds 20 ft. (6.1m) cable  
 6 = Two SS electrodes & tees, 20 ft. (6.1m) cable  
 7 = Two SS electrode & flow switch manifolds on PP panel, 20 ft. (6.1m) cable

### WDT410 SENSOR

- N = No electrode  
 1 = SS + pH electrodes & tees, (inline or submersion), 20ft. (6.1m) cable  
 2 = SS + ORP electrodes & tees (inline or submersion), 20 ft. (6.1m) cable  
 3 = SS + pH electrodes & flow switch manifold on PP panel, 5ft. (1.5m) cable  
 4 = SS + ORP electrodes & flow switch manifold on PP panel, 5ft. (1.5m) cable  
 6 = Graphite + pH electrodes & tees (inline or submersion), 20ft. (6.1m) cable  
 7= Graphite + ORP electrodes, & tees (inline or submersion), 20ft. (6.1m) cable  
 7R= Graphite + ORP rod style electrode & tees, ft. (inline or submersion), 20ft. (6.1m) cable  
 8 = Graphite + pH electrodes & flow switch manifold on PP panel, 5ft. (1.5m) cable  
 9 = Graphite electrode, ORP electrode & flow switch manifold on PP panel, 5ft. (1.5m) cable  
 9R= Graphite + ORP rod style electrode & flow switch manifold on PP panel, 5ft. (1.5m) cable  
 A = High pressure electrodes (Cond + pH) & flow switch manifold on PP panel, 5ft. (1.5m) cable  
 B = High pressure electrodes (Cond + ORP) & flow switch manifold on PP panel, 5ft. (1.5m) cable


### USB FEATURES

- N = Software upgrade capability only  
 U = Integrated datalogging, event/reset logging, and configuration file import/export



### WebmasterONE®

WebMasterONE is the most powerful online cooling tower/boiler controllers in the water treatment industry. WebMasterONE couples a multi-I/O platform with Walchem's analytical sensors and extensive communications technologies. The result is the ability to remotely monitor and control your process from any computer, anywhere in the world, with just a standard web browser.



### Metering Pumps

Walchem and Iwaki combined their talents to design the most innovative and comprehensive metering pump product line in the world. With over 50 years of combined pump experience, in an array of different markets, the Iwaki-Walchem partnership leverages our strengths to exceed even our toughest customer expectations. Committed to new product development, our pumps are innovative and revolutionary.



### WIND WebMaster Industrial Water Controllers

Walchem's WebMaster® Industrial (WIND) Controller sets a new standard for Industrial Water Treatment Controllers. WIND has a flexible multi-I/O platform, a wide range of analytical sensor measurement capabilities, and an extensive assortment of integrated communications and data handling features.



### WebAlert Remote Monitor

Walchem's WebAlert is the first stand alone remote monitoring device that can web enable your installed equipment without having to replace or upgrade it.

## AGENCY CERTIFICATIONS

UL	ANSI/UL 61010-1:2004, 2nd Edition*
CAN/CSA	C22,2 No.61010-1:2004 2nd Edition*
CE Safety	EN 61010-1 2nd Edition (2001)*
CE EMC	EN 61326 :1998 Annex A*

Note: For EN61000-4-6,-3 the controller met performance criteria B.  
 \*Class A equipment: Equipment suitable for use in establishments other than domestic, and those directly connected to a low voltage (100-240 VAC) power supply network which supplies buildings used for domestic purposes.

## ABOUT US

Walchem integrates its advanced sensing, instrumentation, fluid pumping and communications technologies to deliver reliable and innovative solutions to the global water treatment market

Our in-house engineering is driven by quality, technology and innovation. For more information on the entire Walchem product line, visit: [www.walchem.com](http://www.walchem.com)



An Iwaki America Company

Walchem, An Iwaki America Corporation Company  
 Five Boynton Road Hopping Brook Park  
 Holliston, MA 01746 USA  
 Phone: 508-429-1110  
 Fax: 508-429-7433  
[www.walchem.com](http://www.walchem.com)